



THE PRIESTLY FRATERNITY OF SAINT PETER

Getting Started with the Portal

Use our portal to stay connected with The Priestly Fraternity of St. Peter!


What can I do in the portal?


- Give one-time or recurring gifts.
- View details about previous online and offline giving, including cash or checks.
- Update your name and contact info to keep our office up-to-date.
- Update your recurring gift information.


Welcome back, Sue.

Use our online portal to get involved, stay connected, and support The Priestly Fraternity of St. Peter.

Manage your giving

 **Give**
Make a gift

 **Giving history**
View your lifetime giving at The Priestly Fraternity of St. Peter

 **Recurring gifts**
View and manage your recurring gifts

Keep us up-to-date

To help keep our records current, take a quick look at your profile and update as needed.

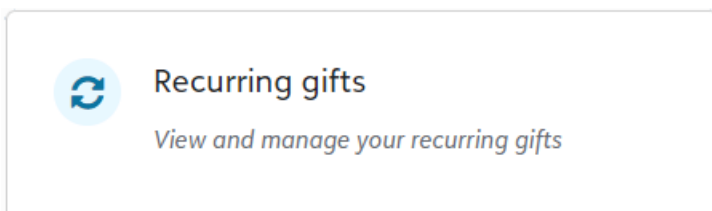
[View profile](#)

How do I get started?

1. You'll receive an email from us inviting you to join the portal. Select **Accept your invitation** to create a portal account.
2. Verify the name and email address to use for your account. *Please use an email address we have on file for you.*
3. Check your email inbox for the 6-digit code to confirm your email address.
4. Create a password and sign in.
5. Bookmark the homepage in your browser so you can return to the portal as needed. If you need to sign in, enter your email address and password on the Blackbaud ID screen.

How do I change my credit card/bank information on my Recurring Gift?


1. Click on the recurring gifts option from the home page:



2. Next click on the dollar amount of the recurring gift:



3. Then click on edit payment method (highlighted yellow far right):



4. Update payment method

Need help?

Contact our office: office@fssp.com

The portal is powered by Blackbaud, our fundraising management technology provider.